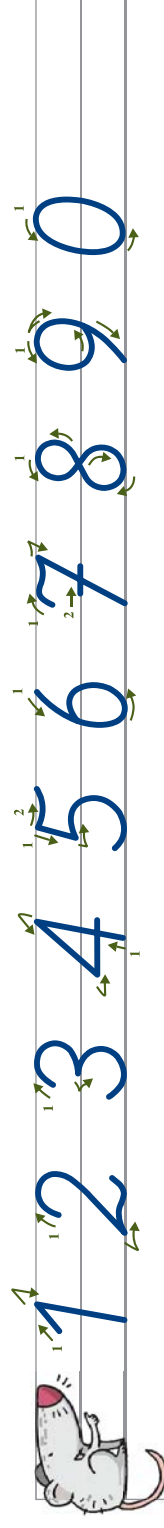

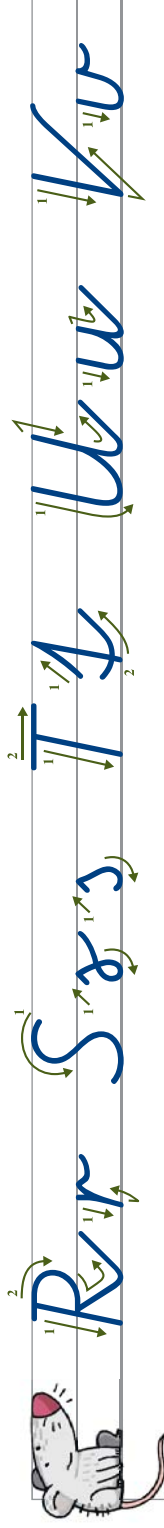

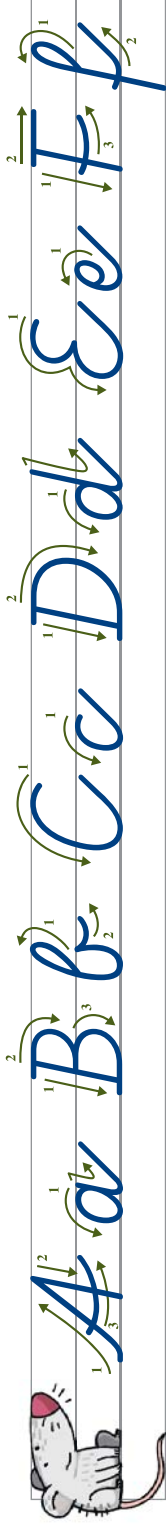




## LEARNING TO WRITE IS GREAT FUN

Template for practising the  
, Vereinfachte Ausgangsschrift  
(VA) (initial simplified script),  
German

This letter template includes  
arrows which show you how  
to guide your hand and which  
movements to make to write the  
respective letters.





FABER-CASTELL  
since 1761

## LEARNING TO WRITE IS GREAT FUN


Ruling size matching the style of handwriting taught in German schools

Take your FABER-CASTELL junior fountain pen and copy the letters from the template.

It is really important that you bring the fountain pen into the correct writing position. For that you need three fingers: your thumb and index finger grip the pen and guide it, while your middle finger supports the underneath. Your forearm and your hand should rest on the table. This will ensure smooth and even lines.



Your forearm and your hand should rest on the table. This will ensure smooth and even lines.

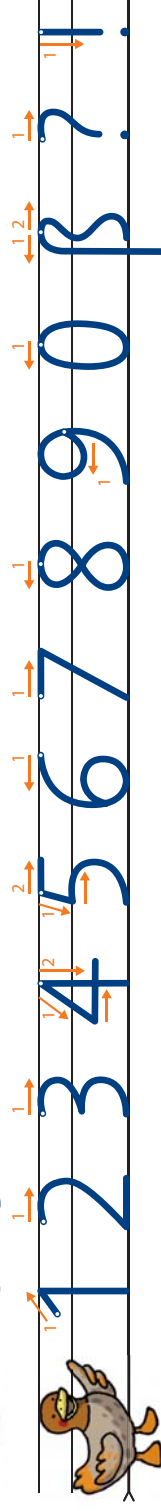
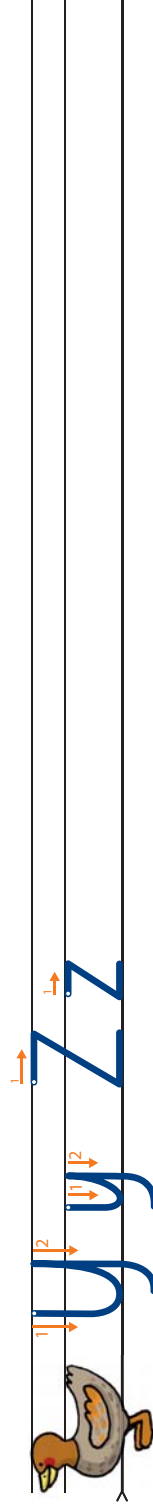
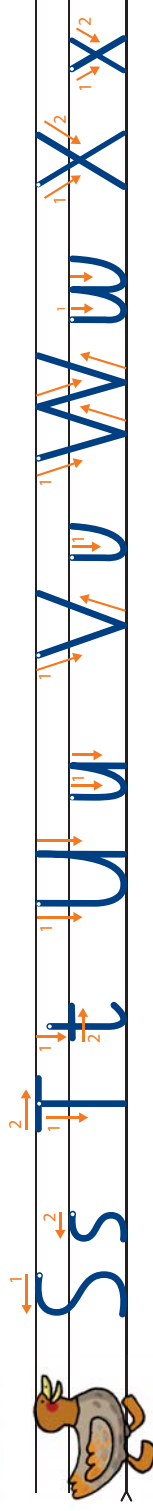
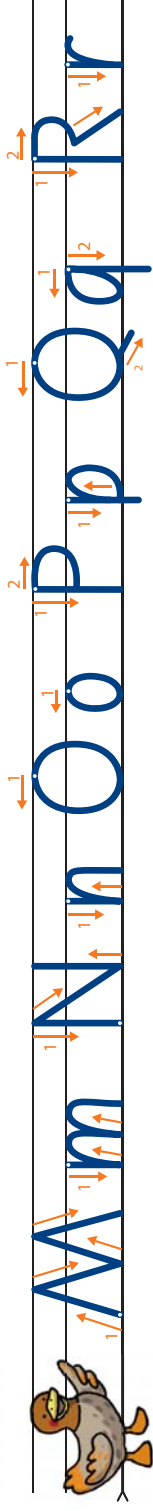
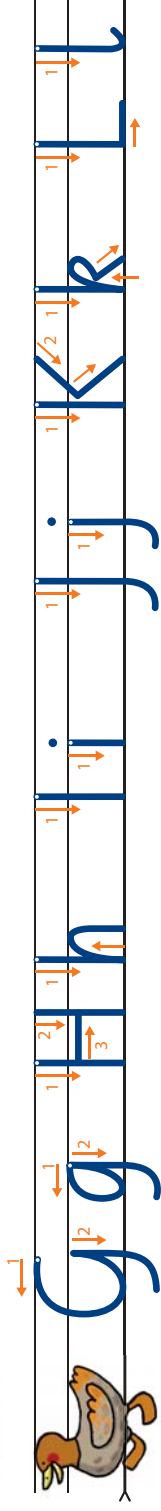
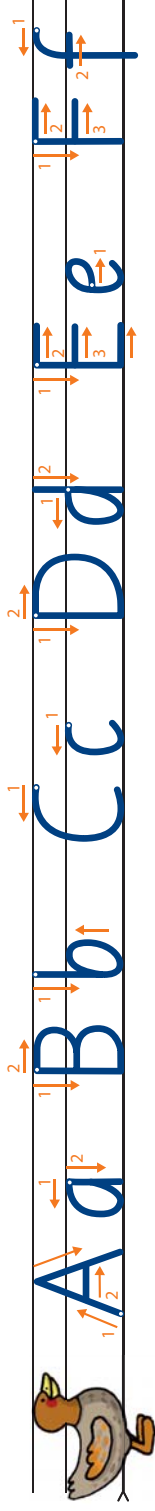




## LEARNING TO WRITE IS GREAT FUN

Template for the style of handwriting taught in Swiss schools

This letter template features directional arrows assisting you with correct letter formation by guiding your movements when writing individual letters.





FABER-CASTELL  
since 1761

## LEARNING TO WRITE IS GREAT FUN










Ruling size matching the style of handwriting taught in Swiss schools

Take your FABER-CASTELL junior fountain pen and copy the letters from the template.

It is really important that you bring the fountain pen into the correct writing position. For that you need three fingers: your thumb and index finger grip the pen and guide it, while your middle finger supports the underneath. Your forearm and your hand should rest on the table. This will ensure smooth and even lines.



Your forearm and your hand should rest on the table. This will ensure smooth and even lines.





FABER-CASTELL  
since 1761

## LEARNING TO WRITE IS GREAT FUN

The tree still wants a great many coloured leaves.

Cut and tear out little shreds of coloured paper or any other paper which is left over, then stick these shreds all over the tree. As the wind is strongly blowing through the branches, some of the leaves have fallen onto the ground.

For this exercise you need coloured paper, a glue stick and a pair of scissors.





FABER-CASTELL  
since 1761

## LEARNING TO WRITE IS GREAT FUN

Here you can see a family. Match the words to the right persons and take your FABER-CASTELL juni- or fountain pen to write them into the respective boxes.

**Gran**


**Gramps**

**Dad**

**Mum**

**Kid**

**Dog**



Then colour the pictures with your colour pencils.